

# Before and After the Report



▶ Install the guardrail to prevent falling accidents



▶ Repair the apartment wall by the sidewalk



▶ Fix the crack on the pedestrian overpass



▶ Install the protective wall to block falling rocks



Report Risk Factors  
in Daily Lives to the



# Safety e-Report



## Safety e-Report

[www.safetyreport.go.kr](http://www.safetyreport.go.kr)

KOREAN

ENGLISH



Ministry of  
the Interior and Safety

# What is the 'Safety e-Report'?



## What is the 'Safety e-Report'?

It reports risk factors to relevant government agencies through the PC or mobile to protect the public safety from disasters, accidents and risks.

## Report All the Risk Factors!

School safety



Daily safety



Transport safety



Industrial safety



Ocean safety



Facility safety



Social safety



Other agencies, etc.



# How to Install



## Safety e-Report App Installation

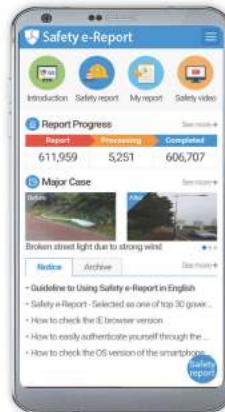
1 Launch Google Play Store (App Store for iPhone)



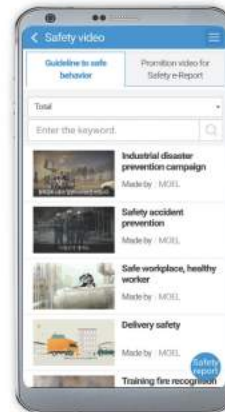
2 Find and Install the Safety e-Report App



<Main Page of the App>



<Safety Video Corner>



# How to Use



1 Launch the Safety e-Report App

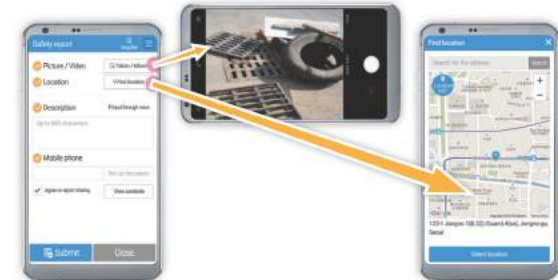
< Mobile App >



< Portal >



2 Attach Picture, Video, Risk Factors ▶ Mark the Location



3 Description ▶ Submit ▶ Received

